
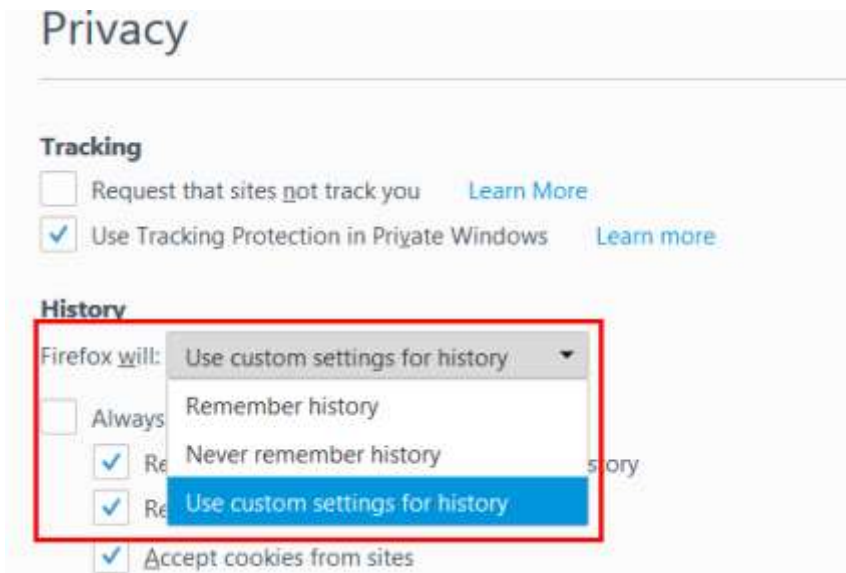


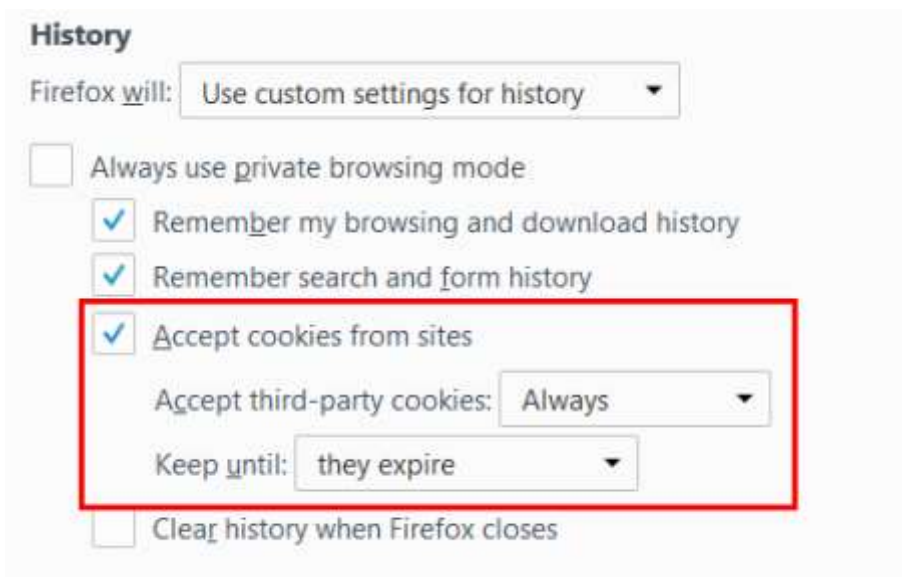
Mozilla Firefox — Adding third party cookie exceptions

These settings are to be used if you are using custom settings that do not allow third party cookies.

1. Click on the menu button  and choose Options.
2. Select the Privacy Panel.
3. Set **Firefox will:** to **Use Custom settings for history**.



4. Check mark **Accept cookies from sites** to enable Cookies, and uncheck it to disable them.



5. Click on the **Exceptions** button. Enter the following sites in the **Address of web site box** and click **Allow**:
 - a. **Statements.unitedfcu.com**
 - b. **Secure3.onlineaccess1.com**
 - c. **Q2.billdomain.com**
6. Once all Exceptions have been added, click **Close**.

